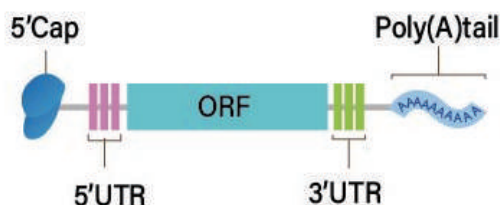


# mCherry – Fluorescent Precision, Wherever You Deliver.

Croyez mCherry Reporter mRNA is a high-purity, in vitro transcribed mRNA encoding the red fluorescent protein mCherry, optimized for efficient expression in mammalian cells and animal models. Ideal for evaluating RNA delivery efficiency, mRNA stability, and live cell tracking in both in vitro and in vivo studies.



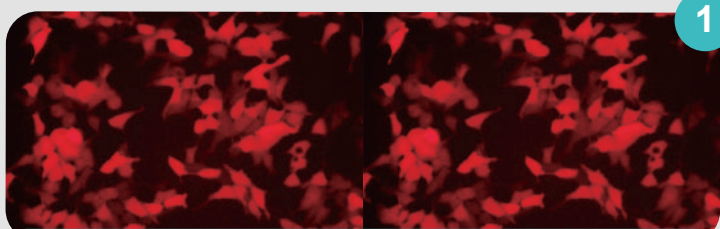
## Key Features

- Cap 1 structure with CleanCap-like chemistry
- Poly(A) tail (~120 nt) for enhanced stability
- Modified nucleotides (m1Ψ) reduce immunogenicity
- Ultra-low endotoxin (<0.1 EU/μg)
- Available as naked mRNA or LNP-formulated
- Compatible with FACS, fluorescence microscopy, histology

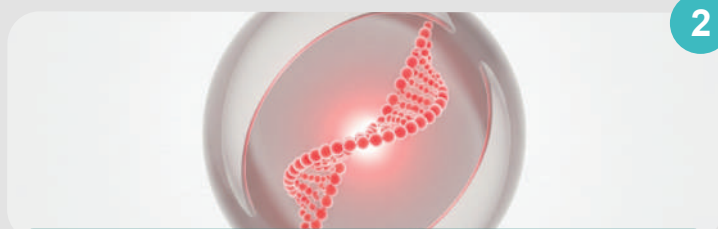
## Data Highlight

>90% fluorescent-positive cells (FACS) | Strong cytoplasmic signal (Microscopy) | Low cytotoxicity observed

## Application Scenarios



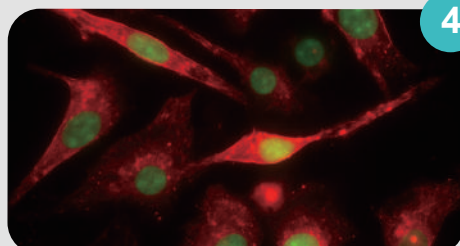
Cell tracking & imaging in live-cell assays



Development of mRNA Drug Delivery Systems



Vaccine development



Co-transfection control in gene editing or CRISPR



High-Throughput Drug Screening (HTS)

## Available Formats

**RUO Naked mRNA:**  
For in vitro cell-based assays



**RUO LNP-formulated mRNA:**  
For in vivo animal delivery



## Customization Options

- ✓ Sequence optimization
- ✓ Nucleotide modification schemes
- ✓ Co-delivery controls (GFP, RFP, mCherry)
- ✓ mRNA + LNP bundled formulation

Contact Croyez Bioscience

Let us accelerate your mRNA delivery development.

