PRODUCT INFORMATION

Mouse anti-mCherry mAb

Catalog number	C05010-100UG / C05010-1000UG
Package	100 µg / 1000 µg
Description	mCherry protein is a basic red fluorescent protein derived from Discosoma sp.. Croyez mouse anti-mCherry mAb can recognize native and denature mCherry protein but not GFP.
Product type	Monoclonal, clone 45-5
Concentration	1 mg/mL
Immunogen	Recombinant mCherry protein
Host	Mouse
Reactivity	Recognizes mCherry but not GFP.
Conjugation	N/A
Isotype	IgG2a kappa
Purity	>95% (SDS-PAGE)
Form	Liquid
Storage buffer	Phosphate Buffered Saline containing 0.01% thimerosal, pH 7.4.
Storage	Store at 4°C for at least 6 months. Store at -20°C for long-term preservation. Avoid repeated freeze/thaw cycles. Suggestion: Divide antibody into several vials. Keep only vials for usage at 4°C.
Application	ELISA, WB, IP, IFA, FACS
Application Note	N/A

Manual

Application	Dilution factor	Final concentration
ELISA	1:5000-20000	0.05-0.2 µg/mL
WB	1:1000-10000	0.1-1 µg/mL
IP	1:500-2000	0.5-2 µg/mL
IFA	1:500-1000	1-2 µg/mL
FACS	1:500-1000	1-2 µg/mL

Note: Application concentration may be various determined by the end user.

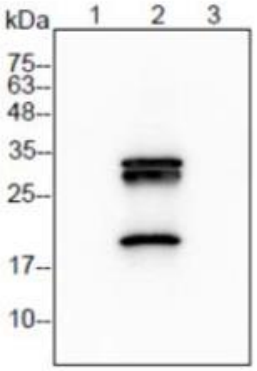

Lane 1: 293T cell lysate at
Lane 2: 293T-Flag mCherry cell lysate
Lane 3: GFP fusion protein
Lysate/protein at 6 μg per lane

Western blotting analysis of anti-mCherry mAb (1:2000)

Data

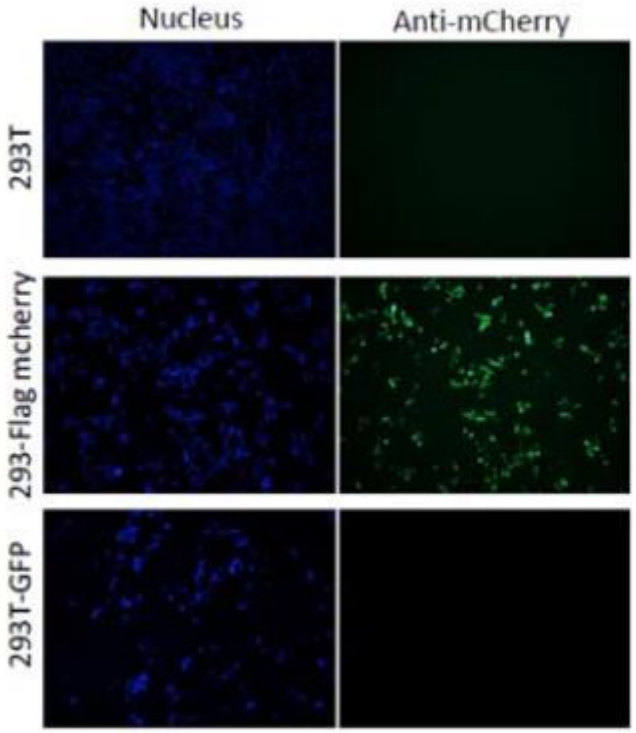

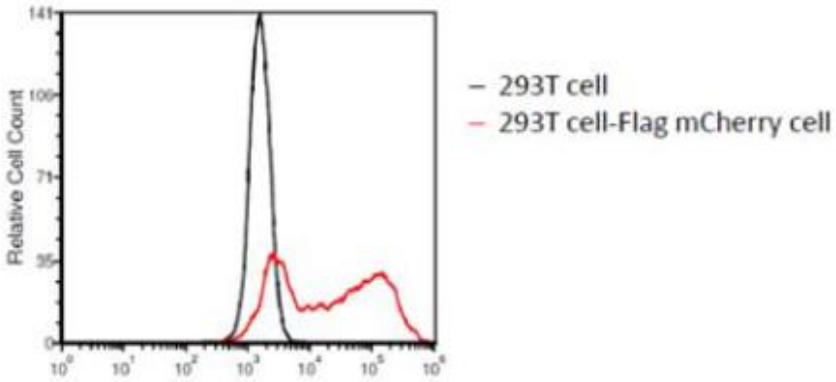

ROYEZ 安喜生物科技股份有限公司 Croyez Bioscience Co., Ltd.
TEL:+886-2-77361936・Email : www.croyezbio.com・13F., No.176, Sec. 1, Keelung Rd., Xinyi Dist., Taipei City 110, Taiwan (R.OC)